

KOLIK ODVEZEŠ CESTUJÍCÍCH?


The image contains the following elements:

- Blue car:** Top-down view with 4 green seats. Connected to the number 4. A small blue car icon is shown in a dashed red line above it.
- Yellow van:** Top-down view with 10 seats (2 blue, 8 yellow). Connected to the number 10. A small yellow van icon is shown in a dashed red line to its right.
- Red van:** Top-down view with 9 seats (3 red, 6 yellow). Connected to the number 9. A small red van icon is shown in a dashed red line to its left.
- White truck:** Side view with 3 seats (2 yellow, 1 blue). Connected to the number 3. A small white truck icon is shown in a dashed red line below it.


Available numbers and icons: 10 (grey), 6 (grey), 4 (black), 9 (yellow), 1 (red), 5 (yellow), 2 (blue), 3 (blue), 8 (pink), 7 (red). Human icons are in pink, blue, yellow, and red.

ÚKOL: DO KAŽDÉHO AUTÍČKA POSAĎ SPRÁVNÝ POČET CESTUJÍCÍCH.
PANÁČKY SPOJ BARVOU PASTELKY, KTEROU JE OZNAČENA SPRÁVNÁ ČÍSLICE.

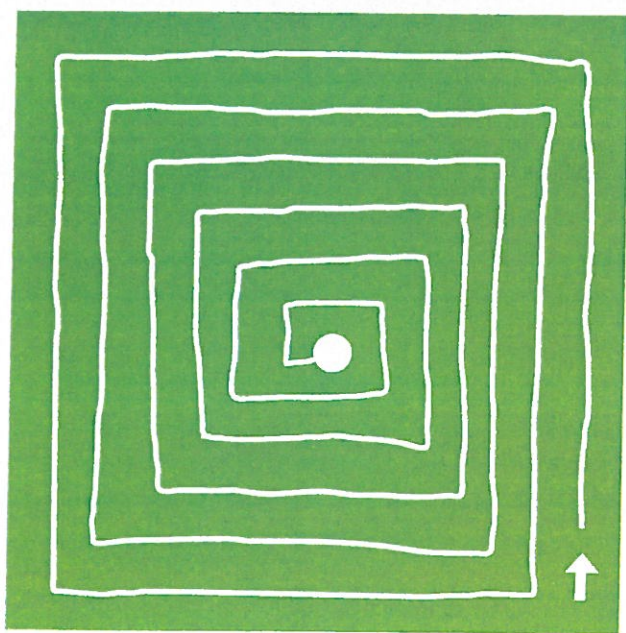
UČÍME SE KRESLIT TVARY



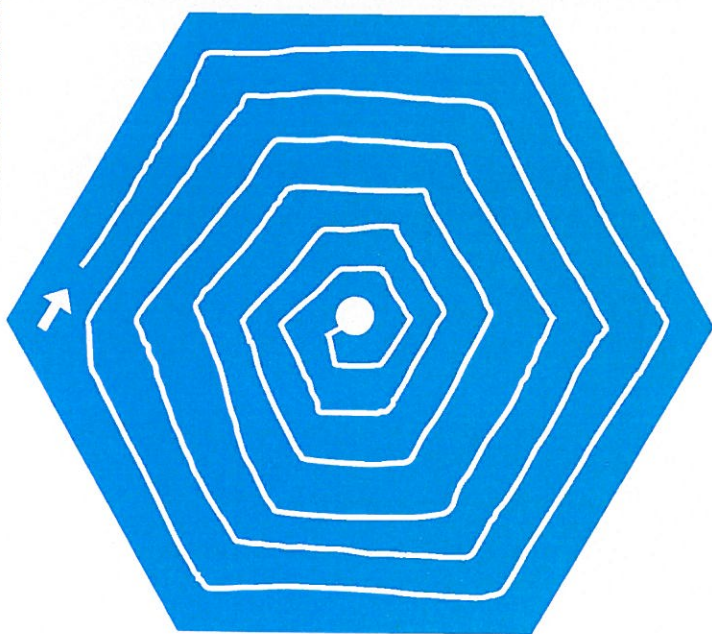
trojúhelník



okruh



čtverec



šestiúhelník

ÚKOL: VEZMI SI BAREVNÉ PASTELKY A SPRÁVNOU BARVOU OBTÁHNI VŠECHNY BÍLÉ CESTY UVNITŘ KAŽDÉHO TVARU. POSTUPOJ VE SMĚRU ŠÍPKY JEDNÍM TAHEM AŽ DO CÍLE.